



Date: 13/12/2019

Ref: TB-C-0051

Alicanto Grande – BCA fridge/radio link cable

It has come to our attention that Dometic recently changed from a 5A to a 2A fuse protection for the fridge ignition circuit that is also shared with a radio unit.

As the radio unit draws up to 3A it is possible upon turning up the radio's volume that this shared fridge/radio circuit trips out.

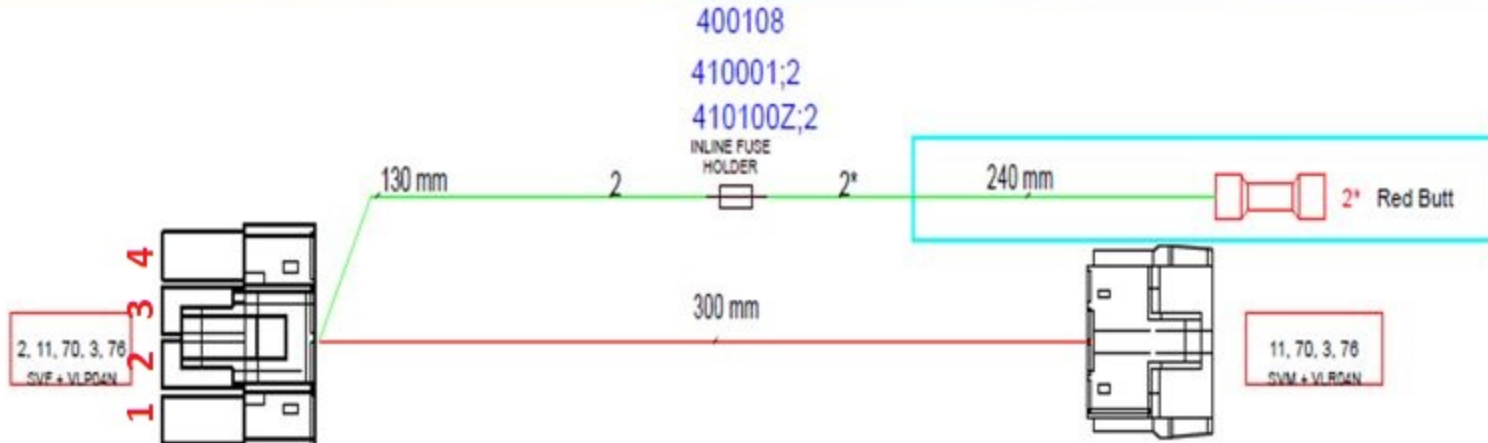
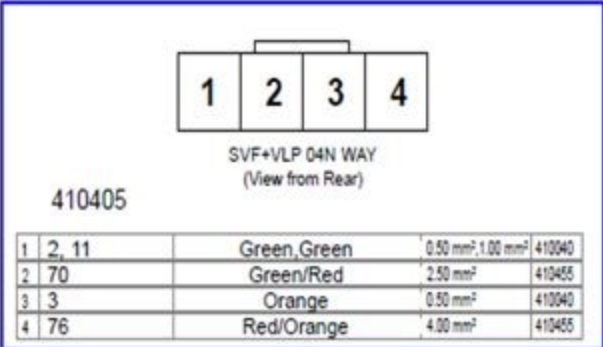
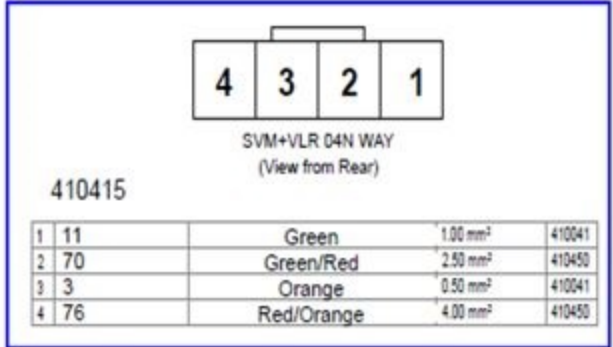
The solution is a link cable available directly from BCA that fits behind the PDU – please see attached SOP from BCA and note that BCA will also cover labour costs.

To order an Alicanto fridge/radio link cable, please email the warranty team at BCA:

- kylep@bcagroup.co.uk
- lucy@bcagroup.co.uk

In the meantime, we would like to take this opportunity to thank you for your continued support and assistance.

Retailer Services
Bailey of Bristol

		Alicanto Radio Modification		ISSUE DATE	10/12/2019	BCA	ORIGINATOR	CHECKED	AUTHORISED																																								
SOP089		STANDARD OP'S PROCEDURE		ISSUE No.	1		WICK MALLINSON																																										
				DEPARTMENT																																													
No.	MAJOR STEP	KEY POINT /		QUALITY		PHOTO / SKETCH																																											
1	Remove original flat 4 way connector from PDU and connect to this link.			400108 410001;2 410100Z;2																																													
2	Cut out the thin green 0.5mm cable from the original flat 4 way connector. Crimp into the red butt connector instead																																																
3	Connect new flat 4 way connector back into PDU, test as required.																																																
4	Also you will need to change the fuse number label provided and fit the 5amp fuse provided.																																																
		<table><tr><td>1</td><td>2, 11</td><td>Green, Green</td><td>0.50 mm², 1.00 mm²</td><td>410040</td></tr><tr><td>2</td><td>70</td><td>Green/Red</td><td>2.50 mm²</td><td>410455</td></tr><tr><td>3</td><td>3</td><td>Orange</td><td>0.50 mm²</td><td>410040</td></tr><tr><td>4</td><td>76</td><td>Red/Orange</td><td>4.00 mm²</td><td>410455</td></tr></table>		1	2, 11	Green, Green	0.50 mm², 1.00 mm²	410040	2	70	Green/Red	2.50 mm²	410455	3	3	Orange	0.50 mm²	410040	4	76	Red/Orange	4.00 mm²	410455			<table><tr><td>1</td><td>11</td><td>Green</td><td>1.00 mm²</td><td>410041</td></tr><tr><td>2</td><td>70</td><td>Green/Red</td><td>2.50 mm²</td><td>410450</td></tr><tr><td>3</td><td>3</td><td>Orange</td><td>0.50 mm²</td><td>410041</td></tr><tr><td>4</td><td>76</td><td>Red/Orange</td><td>4.00 mm²</td><td>410450</td></tr></table>				1	11	Green	1.00 mm²	410041	2	70	Green/Red	2.50 mm²	410450	3	3	Orange	0.50 mm²	410041	4	76	Red/Orange	4.00 mm²	410450
1	2, 11	Green, Green	0.50 mm², 1.00 mm²	410040																																													
2	70	Green/Red	2.50 mm²	410455																																													
3	3	Orange	0.50 mm²	410040																																													
4	76	Red/Orange	4.00 mm²	410455																																													
1	11	Green	1.00 mm²	410041																																													
2	70	Green/Red	2.50 mm²	410450																																													
3	3	Orange	0.50 mm²	410041																																													
4	76	Red/Orange	4.00 mm²	410450																																													
PPE REQUIRED: (Write specification)		Eye Protection	Ear Protection	Foot Protection		Hand Protection	Respiratory Protection	Other PPE																																									